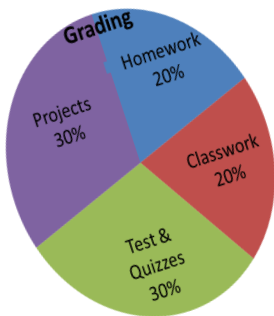


# AP WORLD HISTORY

**Keep in your binder**

*Advanced Placement World History two year course that covers more than 8,000 years of history. At the end of 9th grade, students take a local final exam. At the end of 10<sup>th</sup> grade, the course culminates with the AP World History Exam in May and the NYS Regents Exam in June.*



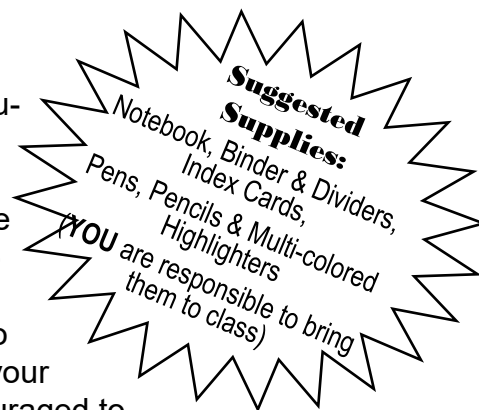
## Class Policies:

1. You will have homework every night even if it is not due everyday. There are NO excuses to NOT know what your homework is. You will receive verbal directions in class, extra copies are in the “Absent Folders” in class, homework is written on the board and they are posted online and/or on the Google classroom. Homework questions must be completed in complete sentences unless otherwise specified.
2. Late work will be accepted **ONE day late for half credit**. Work handed in after one day late will receive minimal partial credit.
3. Classwork not completed in class must be completed for homework due the next day.

4. If you are absent, homework will be due when you return. You are responsible to get work that you missed and to make up tests and quizzes. Failure to take tests and quizzes can result in a zero. The best place to look for missed work and notes is on the Google Classroom. Handouts and classwork are available in the “Absent Folders” in class too or get notes from a trusted classmate. Use these resources and if you still have questions, then come and see me.

## Online Component:

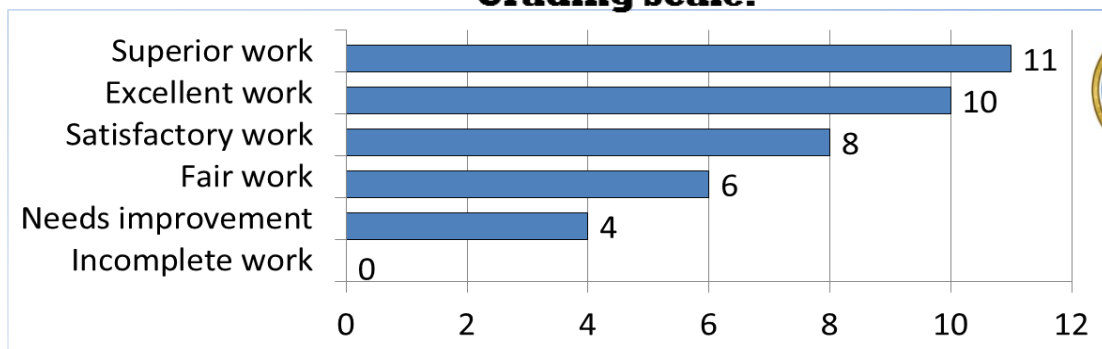
We will be using **Google Classroom** for completing some individual assignments, group projects and so you have easy access to class notes and activities. You will have access to a Regents level **online textbook Prentice Hall’s World History** via the Google Classroom. You will also have an AP textbook we will occasionally use but you will be given in class many other resources in class. Planning ahead may be necessary if you do not access to the internet at home. Downloading the Google suite of apps on your smart phone may be helpful as well! Students are strongly encouraged to use Google Classroom to go back over notes, assignments and get materials missed.



## Organization:

**Save your work!** It is proof that you completed assignments (This is helpful if I make mistakes in the grade book) and you will also need it to study for cumulative tests and quizzes, the final exam, your AP exam and the NYS Regent exam at the end of 10<sup>th</sup> grade. Periodically, “clean out” your binder. Always take and keep notes in your notebook and file homework and classwork from past units in a folder at home (you can ask me to keep it at school) to be used for review at the end of the year.

## Grading Scale:



Unit 0: Ancient & Classical Civ 800BCE-1200 CE
Unit 1: Global Tapestry 1200-1450 CE
Unit 2: Networks of Exchange 1200-1450 CE
Unit 3: Land-Based Empires 1450-1750 CE
Unit 4: Trans-oceanic Interactions 1450-1750 CE
Unit 5: Revolutions 1750-1900 CE
Unit 6: Consequences of Industrialization 1750-1900 CE
Unit 7: Global Conflict 1900 CE-present
Unit 8: Cold War & Decolonization 1900 CE-present
Unit 9: Globalization 1900 CE-present



**Be on time, ready to learn, say please and thank you, try new things, take risks, raise your hand, respect each other, follow directions, listen to others, and work hard. We have more than 8,000 years of history to learn in a short period of time so there is not time for the learning environment to be disrupted. If you put forth your best effort, you will enjoy this class and learn a tremendous amount about yourself and world history.**



**Contact and Website Information:**

School phone: 298-5100 x31048, 298-5100 x31198 (leave me a message)

Email: [laurissa.agosta@wcsdny.org](mailto:laurissa.agosta@wcsdny.org)

Google Classroom: <https://classroom.google.com>

Homework, upcoming projects, announcements, and email information are posted on Google Classroom. We will use the Remind app (Subscription info will be provided) to receive text message reminders of assignments or announcements about anything school related or newsworthy.



# AP Historical Thinking Skills

Skill 1	Skill 2	Skill 3	Skill 4	Skill 5	Skill 6
<b>Developments and Processes</b> 1 Identify and explain historical developments and processes.	<b>Sourcing and Situation</b> 2 Analyze sourcing and situation of primary and secondary sources.	<b>Claims and Evidence in Sources</b> 3 Analyze arguments in primary and secondary sources.	<b>Contextualization</b> 4 Analyze the context of historical events, developments, or processes.	<b>Making Connections</b> 5 Using historical reasoning processes (comparison, causation, continuity and change), analyze patterns and connections between and among historical developments and processes.	<b>Argumentation</b> 6 Develop an argument.

## Reasoning Process 1

### Comparison

- 1.i: Describe similarities and/or differences between different historical developments or processes.
- 1.ii: Explain relevant similarities and/or differences between specific historical developments and processes.
- 1.iii: Explain the relative historical significance of similarities and/or differences between different historical developments or processes.

## Reasoning Process 2

### Causation

- 2.i: Describe causes and/or effects of a specific historical development or process.
- 2.ii: Explain the relationship between causes and effects of a specific historical development or process.
- 2.iii: Explain the difference between primary and secondary causes and between short- and long-term effects.
- 2.iv: Explain how a relevant context influenced a specific historical development or process.
- 2.v: Explain the relative historical significance of different causes and/or effects.

## Reasoning Process 3

### Continuity and Change

- 3.i: Describe patterns of continuity and/or change over time.
- 3.ii: Explain patterns of continuity and/or change over time.
- 3.iii: Explain the relative historical significance of specific historical developments in relation to a larger pattern of continuity and/or change.

Units	Chronological Period*	Exam Weighting
<b>Unit 1: The Global Tapestry</b>	c. 1200 to c. 1450	<b>8–10%</b>
<b>Unit 2: Networks of Exchange</b>		<b>8–10%</b>
<b>Unit 3: Land-Based Empires</b>	c. 1450 to c. 1750	<b>12–15%</b>
<b>Unit 4: Transoceanic Interconnections</b>		<b>12–15%</b>
<b>Unit 5: Revolutions</b>	c. 1750 to c. 1900	<b>12–15%</b>
<b>Unit 6: Consequences of Industrialization</b>		<b>12–15%</b>
<b>Unit 7: Global Conflict</b>	c. 1900 to the present	<b>8–10%</b>
<b>Unit 8: Cold War and Decolonization</b>		<b>8–10%</b>
<b>Unit 9: Globalization</b>		<b>8–10%</b>

\*Events, processes, and developments are not constrained by the given dates and may begin before, or continue after, the approximate dates assigned to each unit.

## COURSE THEMES FOR AP WORLD HISTORY 2020

The six course themes and key topics below represent areas of historical inquiry that will be investigated at various points throughout the AP World History course.

### **THEME 1: HUMANS AND THE ENVIRONMENT (ENV)**

The environment shapes human societies, and as populations grow and change, these populations in turn shape their environments.

### **THEME 2: CULTURAL DEVELOPMENTS AND INTERACTIONS (CDI)**

The development of ideas, beliefs, and religions illustrates how groups in society view themselves, and the interactions of societies and their beliefs often have political, social, and cultural implications.

### **THEME 3: GOVERNANCE (GOV)**

A variety of internal and external factors contribute to state formation, expansion, and decline. Governments maintain order through a variety of administrative institutions, policies, and procedures, and governments obtain, retain, and exercise power in different ways and for different purposes.

### **THEME 4: ECONOMIC SYSTEMS (ECN)**

As societies develop, they affect and are affected by the ways that they produce, exchange, and consume goods and services.

### **THEME 5: SOCIAL INTERACTIONS AND ORGANIZATION (SIO)**

The process by which societies group their members and the norms that govern the interactions between these groups and between individuals influence political, economic, and cultural institutions and organization.

### **THEME 6: TECHNOLOGY AND INNOVATION (TEC)**

Human adaptation and innovation have resulted in increased efficiency, comfort, and security, and technological advances have shaped human development and interactions with both intended and unintended consequences.



**Contact Information for Social Studies**

**Return to  
Mrs. Agosta**

Student Name \_\_\_\_\_

Address \_\_\_\_\_

Email \_\_\_\_\_

Parent/Guardian Name: \_\_\_\_\_

Home Phone: \_\_\_\_\_

Work Phone: \_\_\_\_\_

Cell phone: \_\_\_\_\_

Email: \_\_\_\_\_

Additional Contact Name and Phone: \_\_\_\_\_

Email: \_\_\_\_\_

Dear Parents and Guardians,

It is extremely helpful if **parents email me** (email address listed on the bottom of the course outline) at the beginning of the year so that I have your email address in my mailbox. You may email me as often as you would like to get updates on your child’s progress in class and I may periodically email you important information regarding the class. Please use the instructions on the back of this page to subscribe to sign up for Remind.com notifications on your phone for your child’s class period.

I would encourage you to check your email for a link to **accept the parent/guardian invite on Google Classroom** for our class. This will allow me to email you grade reports and turn on notifications for our Google Classroom Calendar (if you wish) for homework, assignments and upcoming projects. Students CANNOT use the excuse that they do not know what their homework is because it is posted online, homework is announced in class and the assignments are always written on the board in class. Plus note that our Global History textbook is also accessible for your student via the Google Classroom.

This year during Global Studies, we will use films and various video clips to help aid in learning. Most of these will be from Disney, the History Channel or National Geographic, however students may also watch scene from *The Last Samurai*, *Troy*, *Gladiator*, *A Knight’s Tale*, *Robin Hood*, *Marie Antoinette*, which have a PG13 or R rating. Please sign to acknowledge that you give your child permission to view these in class.

Above all, I hope to receive your support in ensuring that students respect all people, including themselves, and all property, including their own, at all times to create a safe and positive learning environment for all of our children.

Thank you, Mrs. Agosta

**I have read Mrs. Agosta’s Global History Course Outline and the approved movie list. I fully understand the expectations and procedures described and give permission for my child to watch the movies on the list.**

Student Name \_\_\_\_\_ Signature \_\_\_\_\_

Parent/Guardian Name \_\_\_\_\_ Signature \_\_\_\_\_

CLICK



## Sign up for important updates from I. agosta.

Get information for Roy C Ketcham Senior High School right on your phone—not on handouts.

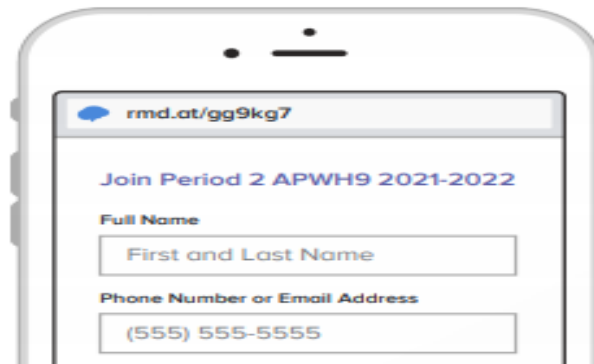
Pick a way to receive messages for **Period 2** APWH9 2021-2022:

**A** If you have a smartphone, get push notifications.

On your iPhone or Android phone, open your web browser and go to the following link:

[rmd.at/gg9kg7](https://rmd.at/gg9kg7)

Follow the instructions to sign up for Remind. You'll be prompted to download the mobile app.



**B** If you don't have a smartphone, get text notifications.

Text the message [@gg9kg7](https://t.me/gg9kg7) to the number 81010.

If you're having trouble with 81010, try texting [@gg9kg7](https://t.me/gg9kg7) to (845) 521-7337.

\* Standard text message rates apply.



Don't have a mobile phone? Go to [rmd.at/gg9kg7](https://rmd.at/gg9kg7) on a desktop computer to sign up for email notifications.

CLICK



## Sign up for important updates from I. agosta.

Get information for Roy C Ketcham Senior High School right on your phone—not on handouts.

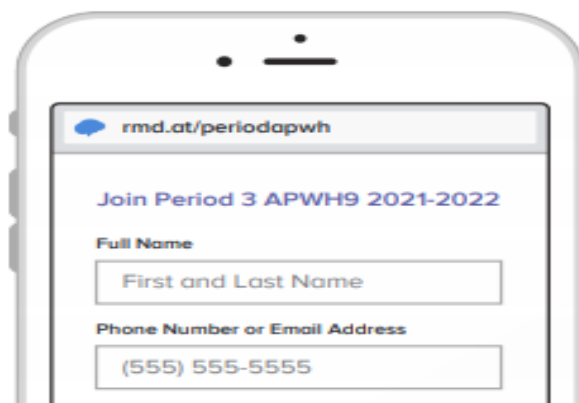
Pick a way to receive messages for **Period 3 APWH9 2021-2022**:

**A** If you have a smartphone, get push notifications.

On your iPhone or Android phone, open your web browser and go to the following link:

[rmd.at/periodapwh](https://rmd.at/periodapwh)

Follow the instructions to sign up for Remind. You'll be prompted to download the mobile app.



**B** If you don't have a smartphone, get text notifications.

Text the message @periodapwh to the number 81010.

If you're having trouble with 81010, try texting @periodapwh to (845) 521-7337.

*\* Standard text message rates apply.*



Don't have a mobile phone? Go to [rmd.at/periodapwh](https://rmd.at/periodapwh) on a desktop computer to sign up for email notifications.